

SAMPLE REPORT — This document is a demonstration of the BenchATE automated test reporting format. All product names, model numbers, serial numbers, specifications, and test data shown are entirely fictitious. No official TDK-Lambda data, products, or intellectual property is represented.

Contents

Contents..... 1

Test Specification..... 5

Unit Under Test..... 5

Test Results..... 5

(C-1-2) Load Regulation..... 5

 5V_OUT..... 5

 12V_SB..... 6

 Load Regulation Summary..... 7

(C-8-1) Output Rise and Fall..... 8

 5V_OUT..... 8

 12V_SB..... 12

 Output Rise and Fall Summary..... 16

Test Verdict..... 16

Test Specification

Test Specifications	DVT MOCK Procedure Rev 3
Test Procedure	DVT-MOCK-001
Target Design Specification	DVT-MOCK-005

Unit Under Test

Unit:	MOCK-PSU-5V-12VSB
Revision:	A3-R2
Serial Number:	2410070042

Test Results

(C-1-2) Load Regulation

5V_OUT

90Vac @ 50Hz

Load Conditions

Output	Load Current (A)	Load Voltage (V)
5V_OUT	40.000	5.000

Test Measurements

Initial Vout (V) (@ 0.500A)	Measured Vout (V)	Delta (mV)	Delta (%)
5.004	5.003	-1.34	-0.03
4.993	4.989	-4.17	-0.08
5.007	4.996	-11.38	-0.23
5.012	5.005	-6.32	-0.13

264Vac @ 50Hz

Load Conditions

Output	Load Current (A)	Load Voltage (V)
5V_OUT	40.000	5.000

Test Measurements

Initial Vout (V) (@ 0.500A)	Measured Vout (V)	Delta (mV)	Delta (%)
4.998	4.996	-1.36	-0.03
4.992	4.985	-6.28	-0.13
4.986	4.980	-5.97	-0.12
5.004	4.991	-13.19	-0.26

90Vac @ 60Hz

Load Conditions

Output	Load Current (A)	Load Voltage (V)
5V_OUT	40.000	5.000

Test Measurements

Initial Vout (V) (@ 0.500A)	Measured Vout (V)	Delta (mV)	Delta (%)
4.992	4.988	-3.45	-0.07
5.009	5.007	-2.55	-0.05
5.009	4.998	-11.63	-0.23
4.995	4.988	-7.33	-0.15

264Vac @ 60Hz

Load Conditions

Output	Load Current (A)	Load Voltage (V)
5V_OUT	40.000	5.000

Test Measurements

Initial Vout (V) (@ 0.500A)	Measured Vout (V)	Delta (mV)	Delta (%)
5.014	5.011	-2.52	-0.05
4.988	4.985	-3.22	-0.06
5.010	5.000	-10.56	-0.21
5.009	4.993	-15.98	-0.32

12V_SB

90Vac @ 50Hz

Load Conditions

Output	Load Current (A)	Load Voltage (V)
12V_SB	2.000	12.000

Test Measurements

Initial Vout (V) (@ 0.100A)	Measured Vout (V)	Delta (mV)	Delta (%)
12.003	11.991	-11.76	-0.10
11.991	11.975	-15.93	-0.13
12.024	11.998	-25.75	-0.21
12.026	11.993	-32.86	-0.27

264Vac @ 50Hz

Load Conditions

Output	Load Current (A)	Load Voltage (V)
12V_SB	2.000	12.000

Test Measurements

Initial Vout (V) (@ 0.100A)	Measured Vout (V)	Delta (mV)	Delta (%)
12.015	12.011	-3.42	-0.03
11.980	11.969	-11.19	-0.09
11.970	11.954	-15.25	-0.13
11.971	11.949	-21.95	-0.18

90Vac @ 60Hz

Load Conditions

Output	Load Current (A)	Load Voltage (V)
12V_SB	2.000	12.000

Test Measurements

Initial Vout (V) (@ 0.100A)	Measured Vout (V)	Delta (mV)	Delta (%)
12.010	12.003	-6.29	-0.05
11.991	11.981	-9.76	-0.08
11.983	11.949	-34.24	-0.29
12.011	11.977	-33.96	-0.28

264Vac @ 60Hz

Load Conditions

Output	Load Current (A)	Load Voltage (V)
12V_SB	2.000	12.000

Test Measurements

Initial Vout (V) (@ 0.100A)	Measured Vout (V)	Delta (mV)	Delta (%)
11.976	11.967	-9.54	-0.08
11.976	11.963	-12.80	-0.11
12.035	12.009	-26.36	-0.22
12.004	11.967	-36.66	-0.31

Load Regulation Summary

5V_OUT

Temperature (°C)	Input Frequency (Hz)	Input Voltage (Vac)	Load (%)	Delta Vout (mV)	Delta Vout (%)	Specification (mV)	Result
25	50	90	25	-1.3	-0.0	< 50	PASS
25	50	90	50	-4.2	-0.1	< 50	PASS
25	50	90	75	-11.4	-0.2	< 50	PASS
25	50	90	100	-6.3	-0.1	< 50	PASS
25	50	264	25	-1.4	-0.0	< 50	PASS
25	50	264	50	-6.3	-0.1	< 50	PASS
25	50	264	75	-6.0	-0.1	< 50	PASS
25	50	264	100	-13.2	-0.3	< 50	PASS
25	60	90	25	-3.5	-0.1	< 50	PASS
25	60	90	50	-2.6	-0.1	< 50	PASS
25	60	90	75	-11.6	-0.2	< 50	PASS
25	60	90	100	-7.3	-0.1	< 50	PASS
25	60	264	25	-2.5	-0.1	< 50	PASS
25	60	264	50	-3.2	-0.1	< 50	PASS
25	60	264	75	-10.6	-0.2	< 50	PASS
25	60	264	100	-16.0	-0.3	< 50	PASS

12V_SB

Temperature (°C)	Input Frequency (Hz)	Input Voltage (Vac)	Load (%)	Delta Vout (mV)	Delta Vout (%)	Specification (mV)	Result
25	50	90	25	-11.8	-0.1	< 120	PASS
25	50	90	50	-15.9	-0.1	< 120	PASS
25	50	90	75	-25.8	-0.2	< 120	PASS
25	50	90	100	-32.9	-0.3	< 120	PASS
25	50	264	25	-3.4	-0.0	< 120	PASS
25	50	264	50	-11.2	-0.1	< 120	PASS
25	50	264	75	-15.2	-0.1	< 120	PASS
25	50	264	100	-22.0	-0.2	< 120	PASS
25	60	90	25	-6.3	-0.1	< 120	PASS
25	60	90	50	-9.8	-0.1	< 120	PASS

25	60	90	75	-34.2	-0.3	< 120	PASS
25	60	90	100	-34.0	-0.3	< 120	PASS
25	60	264	25	-9.5	-0.1	< 120	PASS
25	60	264	50	-12.8	-0.1	< 120	PASS
25	60	264	75	-26.4	-0.2	< 120	PASS
25	60	264	100	-36.7	-0.3	< 120	PASS

(C-8-1) Output Rise and Fall

5V_OUT

90Vac @ 50Hz; 0% Load

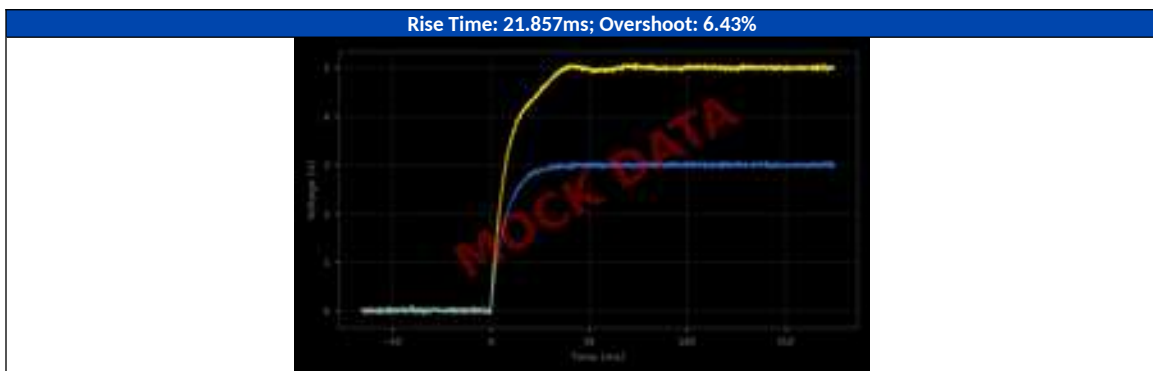
No load fall condition unmeasured.

Load Conditions

Output	Load Current (A)	Load Voltage (V)
5V_OUT	0.000	5.000

Test Measurements

Output voltage is shown in yellow. Output Current is shown in blue.



90Vac @ 50Hz; 100% Load

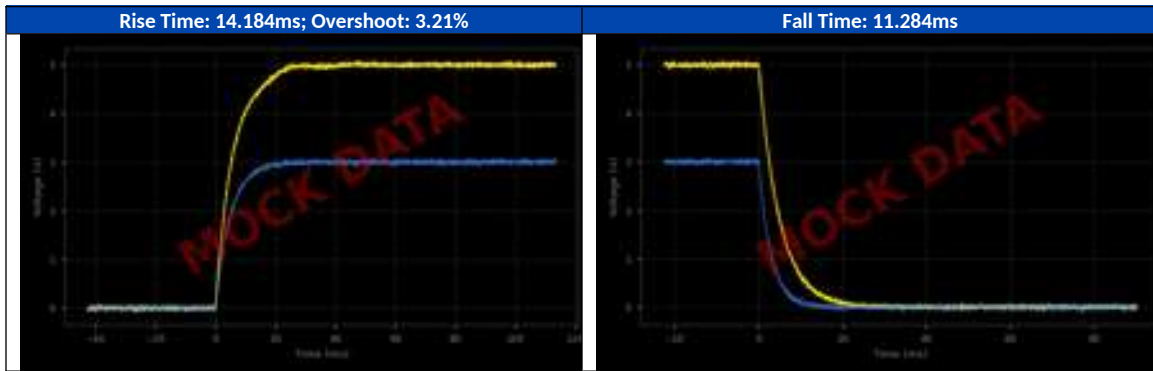
Load mode: Constant current

Load Conditions

Output	Load Current (A)	Load Voltage (V)
5V_OUT	40.000	5.000

Test Measurements

Output voltage is shown in yellow. Output Current is shown in blue.



264Vac @ 50Hz; 0% Load

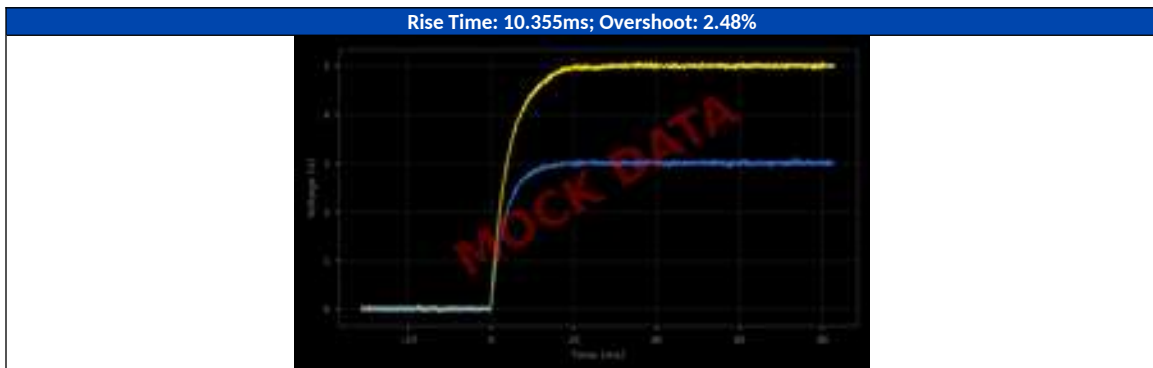
No load fall condition unmeasured.

Load Conditions

Output	Load Current (A)	Load Voltage (V)
5V_OUT	0.000	5.000

Test Measurements

Output voltage is shown in yellow. Output Current is shown in blue.



264Vac @ 50Hz; 100% Load

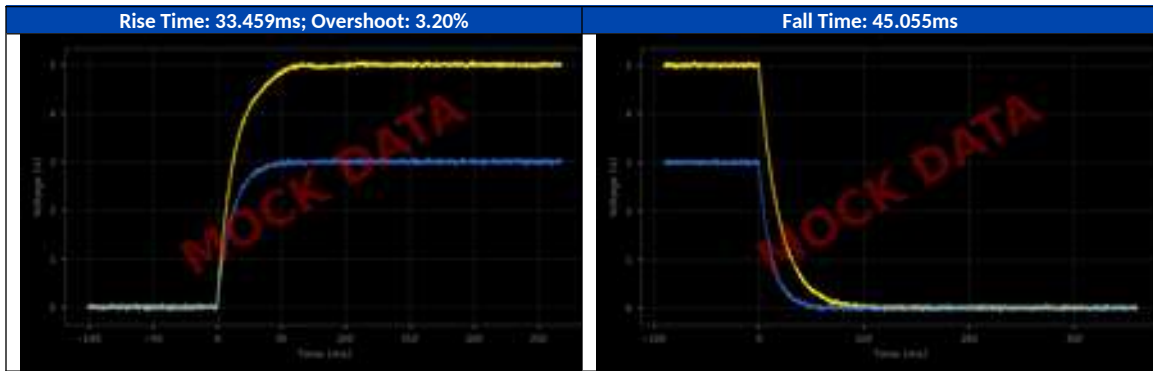
Load mode: Constant current

Load Conditions

Output	Load Current (A)	Load Voltage (V)
5V_OUT	40.000	5.000

Test Measurements

Output voltage is shown in yellow. Output Current is shown in blue.



90Vac @ 60Hz; 0% Load

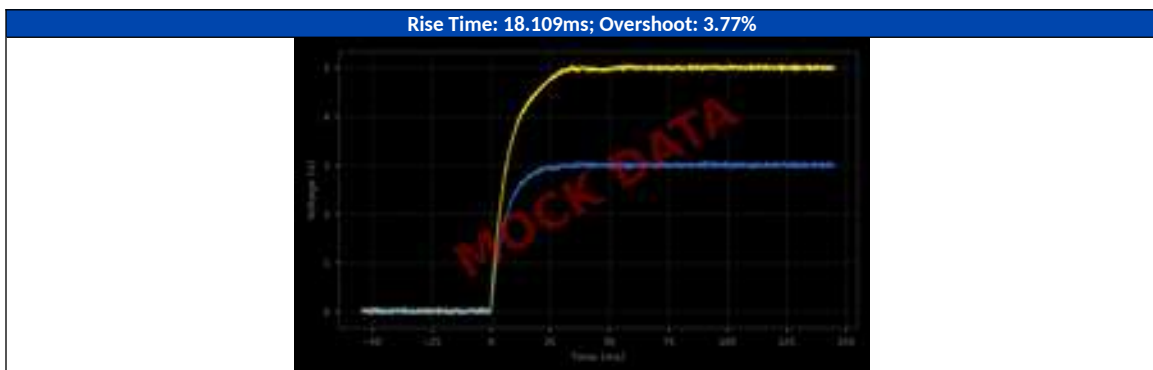
No load fall condition unmeasured.

Load Conditions

Output	Load Current (A)	Load Voltage (V)
5V_OUT	0.000	5.000

Test Measurements

Output voltage is shown in yellow. Output Current is shown in blue.



90Vac @ 60Hz; 100% Load

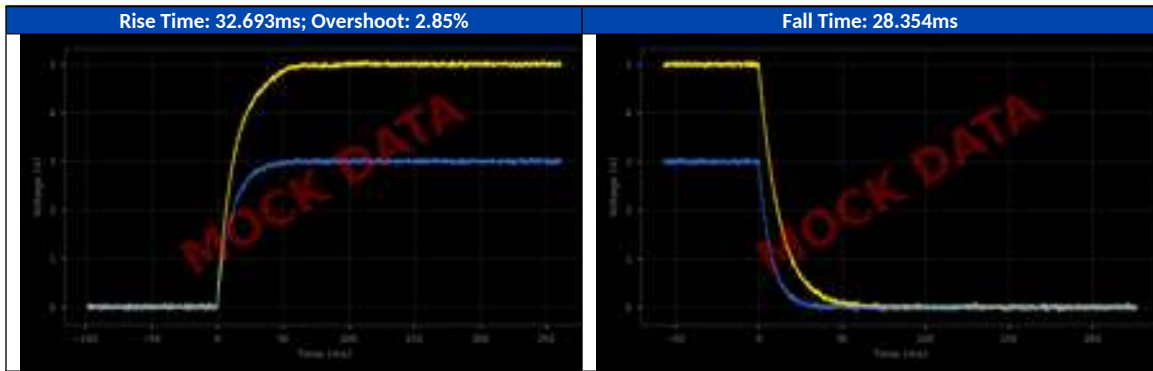
Load mode: Constant current

Load Conditions

Output	Load Current (A)	Load Voltage (V)
5V_OUT	40.000	5.000

Test Measurements

Output voltage is shown in yellow. Output Current is shown in blue.



264Vac @ 60Hz; 0% Load

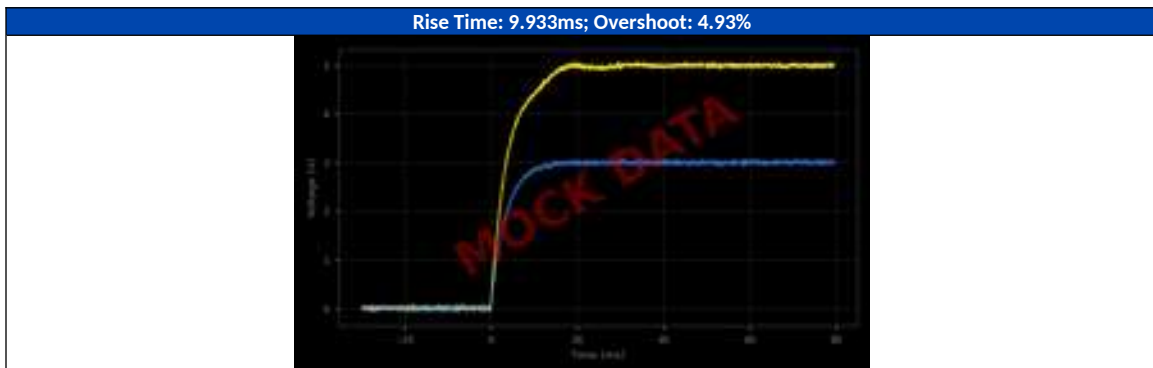
No load fall condition unmeasured.

Load Conditions

Output	Load Current (A)	Load Voltage (V)
5V_OUT	0.000	5.000

Test Measurements

Output voltage is shown in yellow. Output Current is shown in blue.



264Vac @ 60Hz; 100% Load

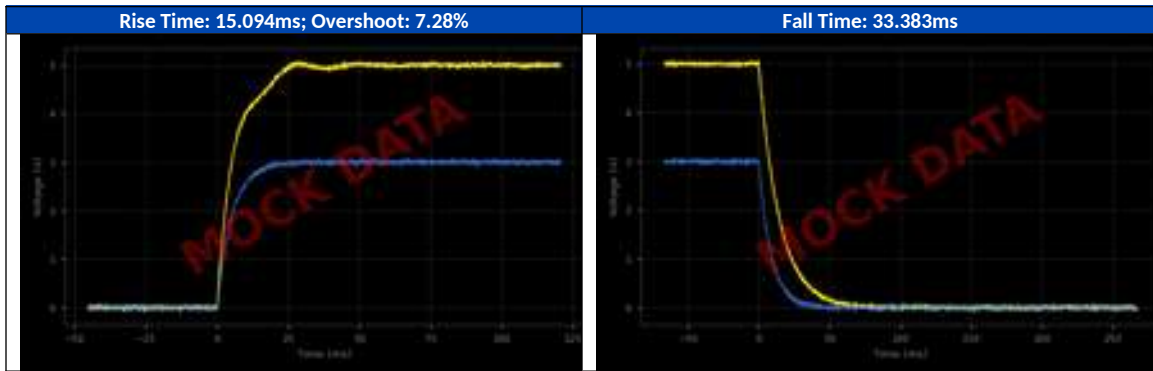
Load mode: Constant current

Load Conditions

Output	Load Current (A)	Load Voltage (V)
5V_OUT	40.000	5.000

Test Measurements

Output voltage is shown in yellow. Output Current is shown in blue.



12V_SB

90Vac @ 50Hz; 0% Load

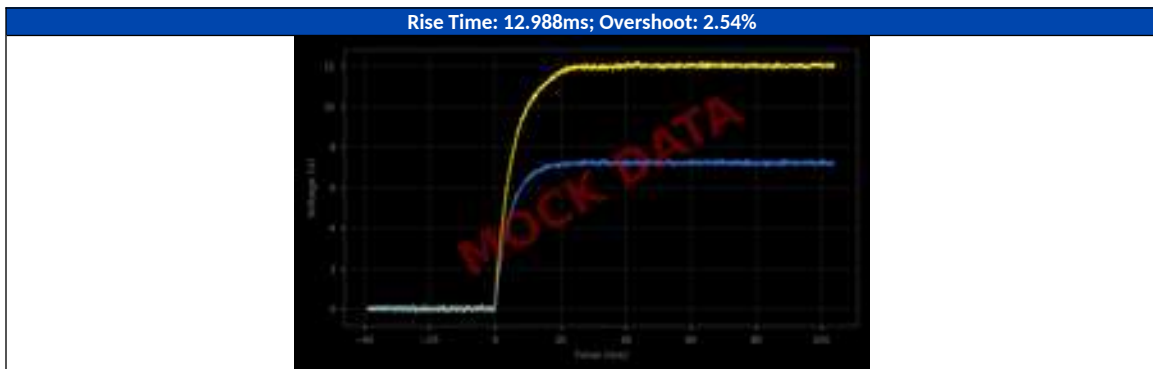
No load fall condition unmeasured.

Load Conditions

Output	Load Current (A)	Load Voltage (V)
12V_SB	0.000	12.000

Test Measurements

Output voltage is shown in yellow. Output Current is shown in blue.



90Vac @ 50Hz; 100% Load

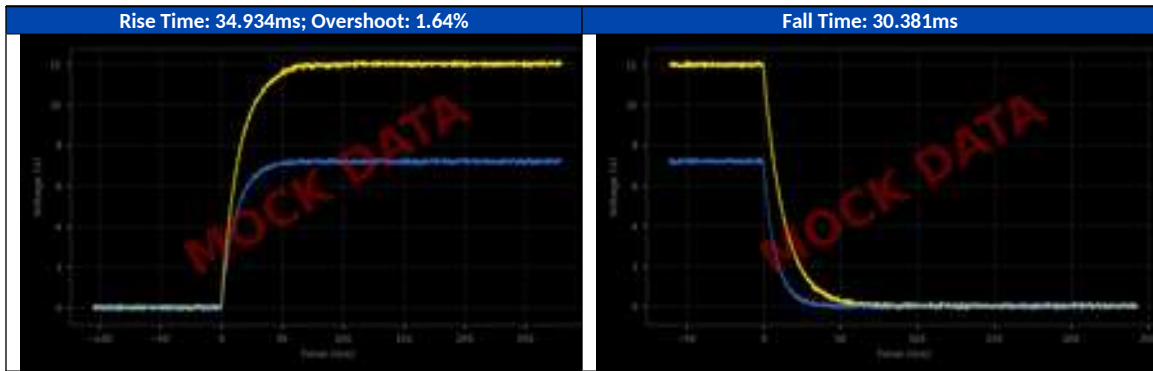
Load mode: Constant current

Load Conditions

Output	Load Current (A)	Load Voltage (V)
12V_SB	2.000	12.000

Test Measurements

Output voltage is shown in yellow. Output Current is shown in blue.



264Vac @ 50Hz; 0% Load

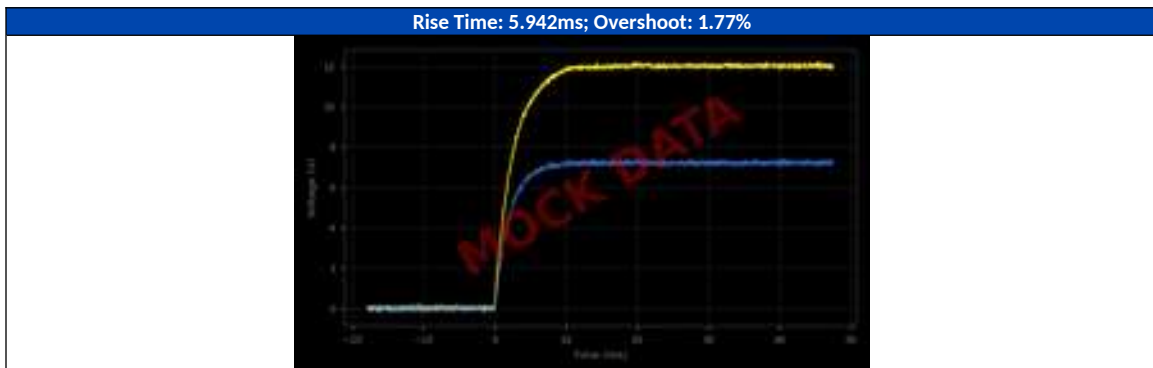
No load fall condition unmeasured.

Load Conditions

Output	Load Current (A)	Load Voltage (V)
12V_SB	0.000	12.000

Test Measurements

Output voltage is shown in yellow. Output Current is shown in blue.



264Vac @ 50Hz; 100% Load

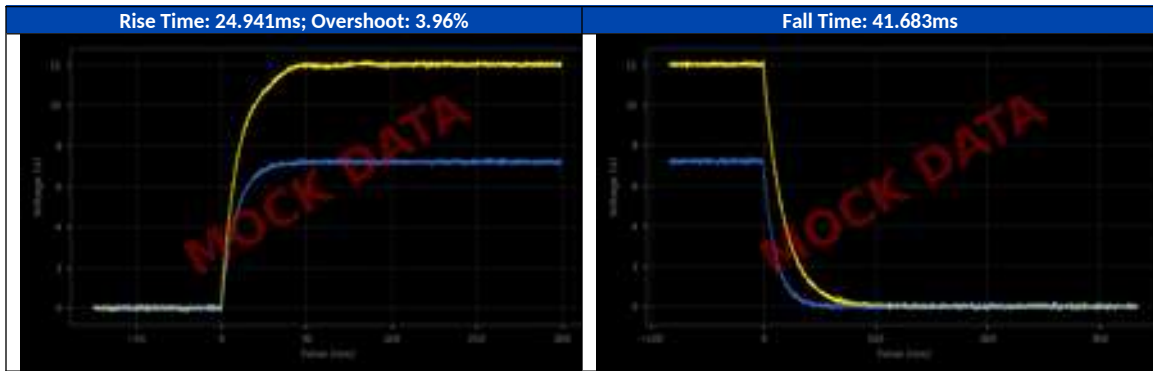
Load mode: Constant current

Load Conditions

Output	Load Current (A)	Load Voltage (V)
12V_SB	2.000	12.000

Test Measurements

Output voltage is shown in yellow. Output Current is shown in blue.



90Vac @ 60Hz; 0% Load

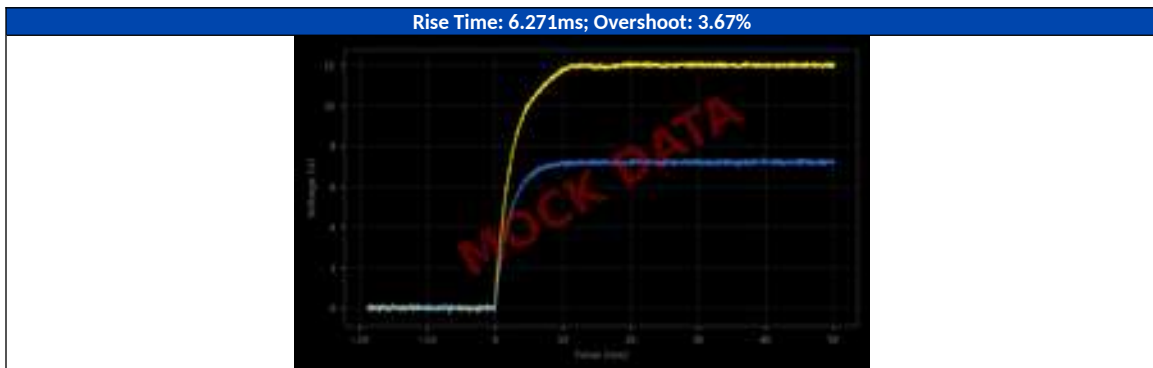
No load fall condition unmeasured.

Load Conditions

Output	Load Current (A)	Load Voltage (V)
12V_SB	0.000	12.000

Test Measurements

Output voltage is shown in yellow. Output Current is shown in blue.



90Vac @ 60Hz; 100% Load

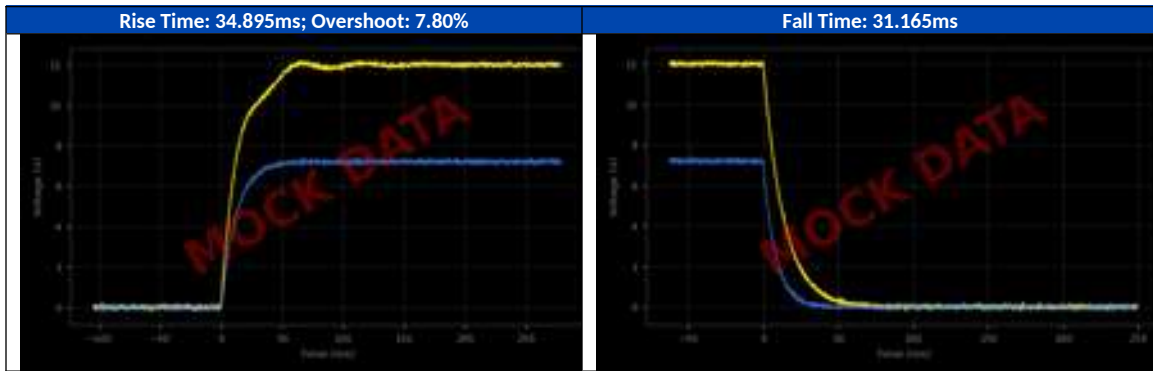
Load mode: Constant current

Load Conditions

Output	Load Current (A)	Load Voltage (V)
12V_SB	2.000	12.000

Test Measurements

Output voltage is shown in yellow. Output Current is shown in blue.



264Vac @ 60Hz; 0% Load

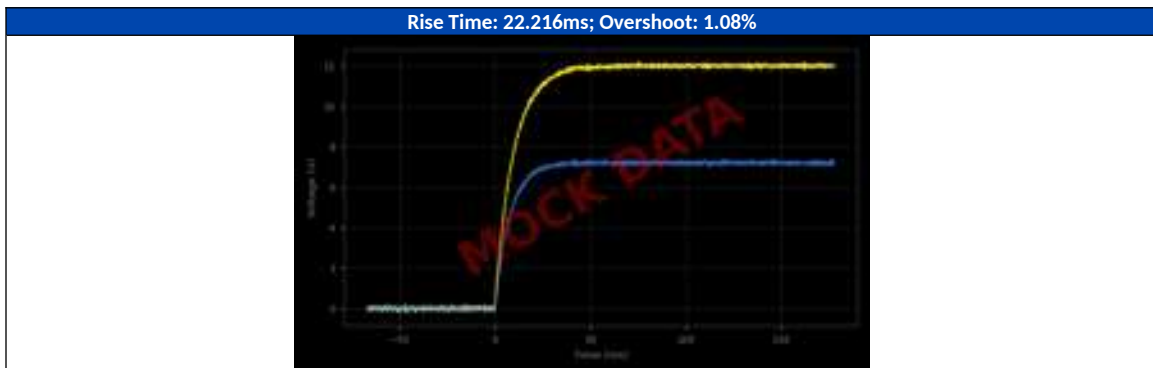
No load fall condition unmeasured.

Load Conditions

Output	Load Current (A)	Load Voltage (V)
12V_SB	0.000	12.000

Test Measurements

Output voltage is shown in yellow. Output Current is shown in blue.



264Vac @ 60Hz; 100% Load

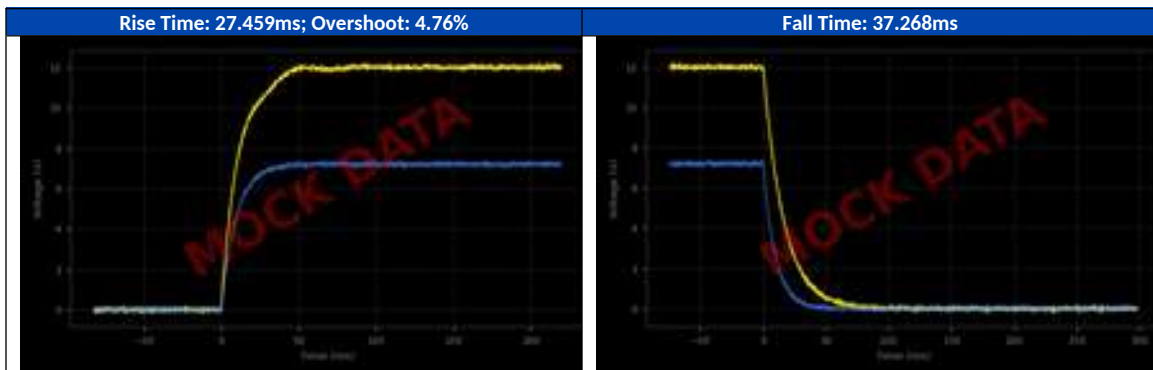
Load mode: Constant current

Load Conditions

Output	Load Current (A)	Load Voltage (V)
12V_SB	2.000	12.000

Test Measurements

Output voltage is shown in yellow. Output Current is shown in blue.



Output Rise and Fall Summary

5V_OUT

Temperature (°C)	Capacitive Load (uF)	Input Frequency (Hz)	Input Voltage (Vac)	Load (%)	Overshoot (%)	Overshoot Specification (%)	Rise time (ms)	Rise Specification (ms)	Fall time (ms)	Fall Specification (ms)	Result
25	0.000	50	90	0	6.4	< 10.0	21.857	< 70.0	-	N/A	PASS
25	0.000	50	90	100	3.2	< 10.0	14.184	< 70.0	11.284	< 70.0	PASS
25	0.000	50	264	0	2.5	< 10.0	10.355	< 70.0	-	N/A	PASS
25	0.000	50	264	100	3.2	< 10.0	33.459	< 70.0	45.055	< 70.0	PASS
25	0.000	60	90	0	3.8	< 10.0	18.109	< 70.0	-	N/A	PASS
25	0.000	60	90	100	2.9	< 10.0	32.693	< 70.0	28.354	< 70.0	PASS
25	0.000	60	264	0	4.9	< 10.0	9.933	< 70.0	-	N/A	PASS
25	0.000	60	264	100	7.3	< 10.0	15.094	< 70.0	33.383	< 70.0	PASS

12V_SB

Temperature (°C)	Capacitive Load (uF)	Input Frequency (Hz)	Input Voltage (Vac)	Load (%)	Overshoot (%)	Overshoot Specification (%)	Rise time (ms)	Rise Specification (ms)	Fall time (ms)	Fall Specification (ms)	Result
25	0.000	50	90	0	2.5	< 10.0	12.988	< 70.0	-	N/A	PASS
25	0.000	50	90	100	1.6	< 10.0	34.934	< 70.0	30.381	< 70.0	PASS
25	0.000	50	264	0	1.8	< 10.0	5.942	< 70.0	-	N/A	PASS
25	0.000	50	264	100	4.0	< 10.0	24.941	< 70.0	41.683	< 70.0	PASS
25	0.000	60	90	0	3.7	< 10.0	6.271	< 70.0	-	N/A	PASS
25	0.000	60	90	100	7.8	< 10.0	34.895	< 70.0	31.165	< 70.0	PASS
25	0.000	60	264	0	1.1	< 10.0	22.216	< 70.0	-	N/A	PASS
25	0.000	60	264	100	4.8	< 10.0	27.459	< 70.0	37.268	< 70.0	PASS

Test Verdict

Test	Pass/Fail
(C-1-2) Load Regulation	PASS
(C-8-1) Output Rise and Fall	PASS